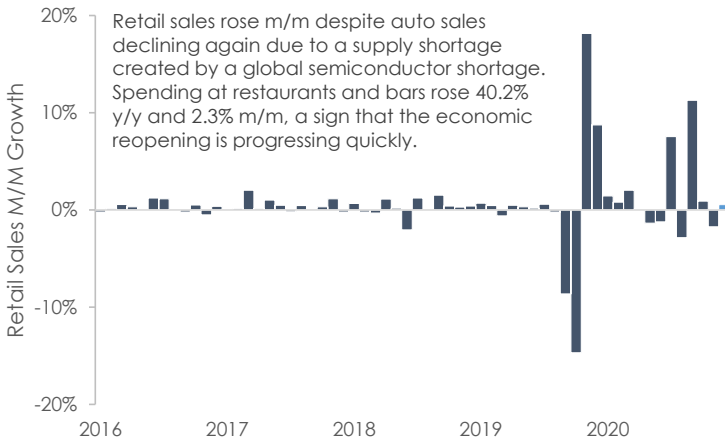
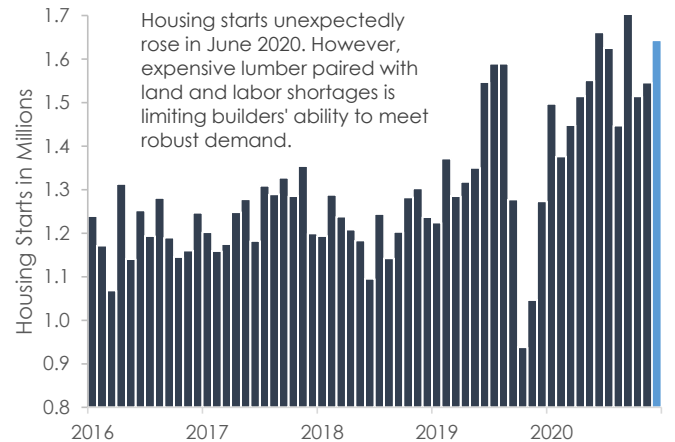


Figure 1: June 2021 U.S. Retail Sales Unexpectedly Rise



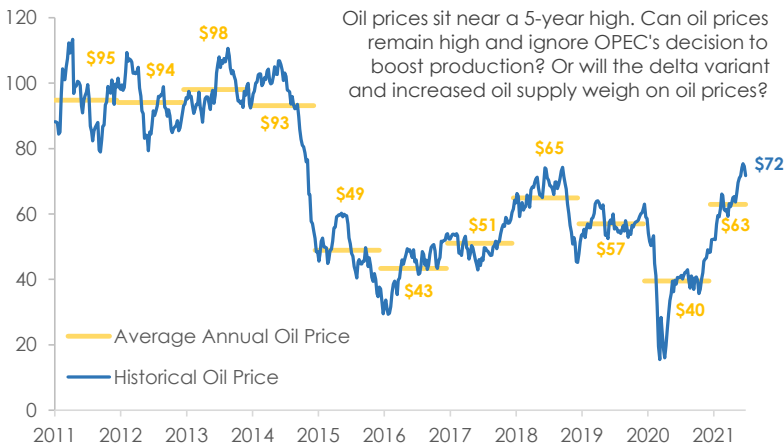
Source: MarketDesk, U.S. Census Bureau (data is seasonally adjusted)

Figure 2: June 2020 Housing Starts Hit a Three-Month High



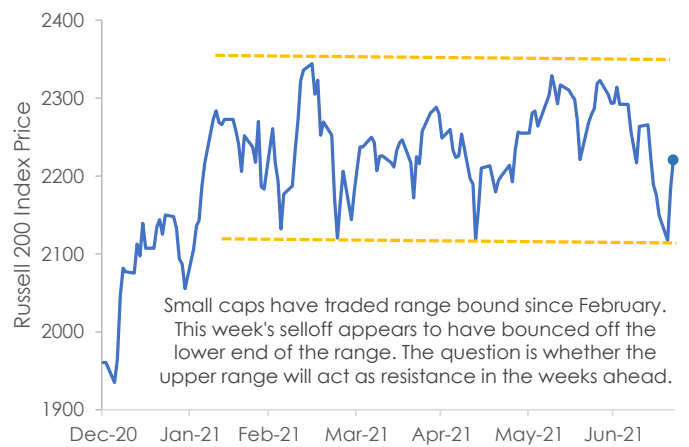
Source: MarketDesk, U.S. Census Bureau (data is seasonally adjusted)

Figure 3: OPEC Plans Production Increase — Will Oil Prices Revert Lower?



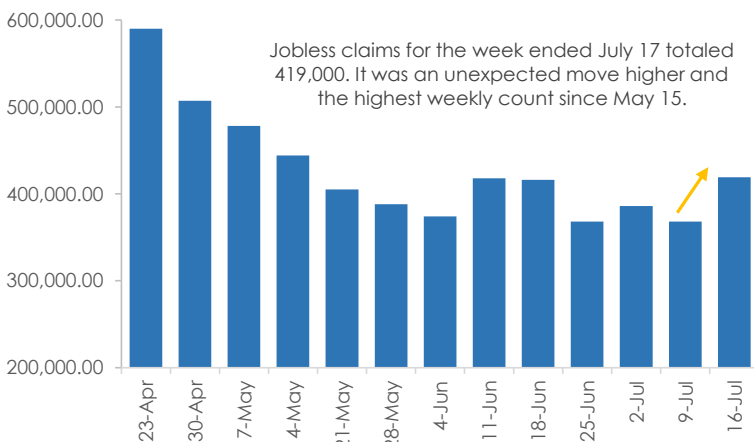
Source: MarketDesk

Figure 4: Small Caps Continue to Trade Range Bound



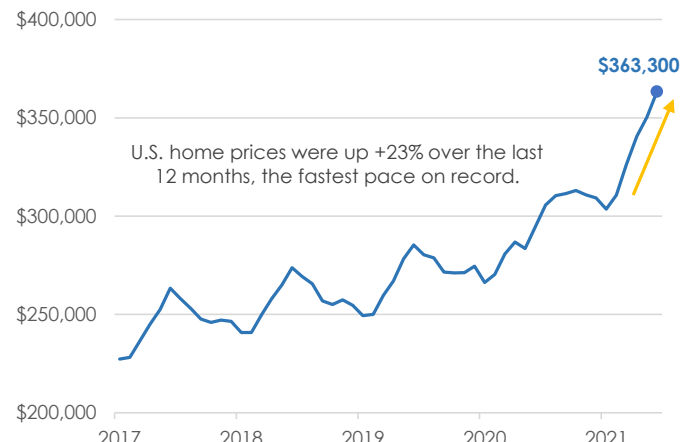
Source: MarketDesk

Figure 5: Initial Jobless Claims Reach Highest Level Since 5/15



Source: MarketDesk, U.S. Department of Labor

Figure 6: Median Home Sales Price Hits Another Record High



Source: MarketDesk, National Association of Realtors (seasonally adj.)

Asset Class Performance

| | 1W | 1M | 3M | 14d RSI | m/m% | Std |
|---------------------|-------|------|------|---------|------|------|
| Market Caps | | | | | | |
| U.S. Small | 1.7% | -4% | -3% | 37 | | -0.6 |
| U.S. Mid | 1.3% | -1% | -3% | 43 | | -0.3 |
| U.S. Large | 1.0% | 3% | 5% | 52 | | +0.3 |
| U.S. Sectors | | | | | | |
| Cons Disc | 2.0% | 3% | 2% | 51 | | +0.4 |
| Tech | 1.8% | 6% | 7% | 60 | | +0.5 |
| Industrials | 1.2% | 2% | 2% | 50 | | +0.0 |
| Comm Svcs | 1.1% | 1% | 5% | 41 | | -0.1 |
| Health | 1.1% | 4% | 5% | 61 | | +0.5 |
| Financials | 0.2% | 0% | 3% | 45 | | -0.1 |
| Materials | 0.1% | -1% | -2% | 42 | | -0.4 |
| Energy | 0.0% | -11% | 4% | 27 | | -0.8 |
| REITs | -0.3% | 2% | 8% | 60 | | +0.1 |
| Cons Stpls | -0.7% | 3% | 2% | 60 | | +0.2 |
| Utilities | -2.1% | 2% | -2% | 57 | | +0.1 |
| U.S. Factors | | | | | | |
| Momentum | 2.3% | 2% | 0% | 49 | | +0.2 |
| Growth | 1.9% | 5% | 8% | 61 | | +0.5 |
| Quality | 1.0% | 4% | 7% | 54 | | +0.4 |
| Value | 0.4% | 1% | 1% | 44 | | -0.1 |
| Low Volatility | 0.3% | 4% | 4% | 63 | | +0.5 |
| Dividends | 0.1% | 1% | 2% | 43 | | -0.1 |
| Fixed Income | | | | | | |
| UST (+20Y) | 0.9% | 4% | 7% | 62 | | +0.8 |
| US IG | 0.6% | 2% | 4% | 63 | | +0.4 |
| UST (7-10Y) | 0.4% | 2% | 3% | 65 | | +0.8 |
| US HY | 0.1% | 1% | 1% | 44 | | +0.0 |
| US MBS | 0.1% | 0% | 0% | 61 | | +0.4 |
| EM USD Sov | 0.1% | 1% | 2% | 57 | | +0.0 |
| UST (1-3Y) | 0.1% | 0% | 0% | 60 | | -0.1 |
| US Muni | 0.1% | 1% | 1% | 72 | | +0.2 |
| EUR IG | 0.0% | 1% | 1% | 61 | | -0.2 |
| EUR HY | -0.3% | 0% | 1% | 41 | | -0.3 |
| Commodities | | | | | | |
| Natural Gas | 8.8% | 20% | 46% | 69 | | +1.7 |
| Corn | 1.8% | 5% | -11% | 43 | | +0.3 |
| Steel | 0.4% | 11% | 21% | 55 | | -0.1 |
| WTI | -0.1% | -2% | 15% | 43 | | -0.1 |
| Gold | -0.4% | 1% | 2% | 62 | | +0.2 |
| Silver | -1.2% | -2% | -2% | 31 | | -0.4 |
| Soybeans | -3.4% | 2% | -9% | 43 | | -0.4 |

| | 1W | 1M | 3M | 14d RSI | m/m% | Std |
|---------------------------------|-------|-----|------|---------|------|------|
| Americas | | | | | | |
| Chile | 3.8% | -5% | -18% | 40 | | -0.3 |
| Argentina | 2.9% | -3% | 3% | 53 | | -0.3 |
| Canada | 1.0% | -2% | 5% | 40 | | -0.5 |
| Mexico | -1.3% | 1% | 2% | 46 | | +0.1 |
| Brazil | -1.6% | -6% | 11% | 41 | | -0.6 |
| Colombia | -3.2% | -2% | -6% | 23 | | -0.3 |
| Europe | | | | | | |
| Spain | 1.4% | -5% | -1% | 36 | | -0.8 |
| Italy | 0.6% | -2% | 0% | 42 | | -0.5 |
| France | 0.4% | -2% | 2% | 43 | | -0.5 |
| Russia | 0.0% | -3% | 6% | 35 | | -0.4 |
| Germany | 0.0% | -1% | -1% | 45 | | -0.3 |
| Turkey | 0.0% | -2% | -1% | 47 | | -0.2 |
| U.K. | -0.5% | -3% | 1% | 40 | | -0.4 |
| Greece | -1.0% | -7% | -6% | 36 | | -0.8 |
| Middle East & Africa | | | | | | |
| UAE | -0.6% | -2% | 6% | 35 | | -0.4 |
| S. Africa | -0.6% | -2% | -5% | 43 | | -0.1 |
| Saudi Arabia | -1.0% | -1% | 5% | 29 | | -0.3 |
| Asia-Pacific | | | | | | |
| Singapore | 1.3% | 1% | -2% | 51 | | +0.2 |
| India | 0.5% | 0% | 11% | 51 | | -0.1 |
| Australia | 0.4% | -2% | -1% | 44 | | -0.4 |
| Japan | 0.4% | 0% | -2% | 47 | | -0.3 |
| Hong Kong | 0.4% | 1% | -1% | 55 | | +0.2 |
| Vietnam | -0.4% | -4% | -1% | 25 | | -0.7 |
| China | -0.5% | -3% | -6% | 38 | | -0.4 |
| S. Korea | -0.6% | -2% | -3% | 38 | | -0.4 |
| Philippines | -0.9% | -8% | 0% | 19 | | -0.9 |
| Taiwan | -1.1% | 2% | 0% | 45 | | +0.2 |
| Thailand | -1.3% | -6% | -5% | 27 | | -0.9 |
| Currencies | | | | | | |
| BTC | 3.2% | -3% | -36% | 43 | | -0.3 |
| \$/BRL | 2.5% | 5% | -5% | 59 | | +0.5 |
| \$/MXN | 1.7% | -1% | 1% | 64 | | -0.5 |
| \$/AUD | 0.3% | 3% | 5% | 67 | | +0.6 |
| USD | 0.2% | 1% | 2% | 62 | | +0.8 |
| \$/JPY | 0.0% | -1% | 2% | 41 | | -0.3 |
| \$/CNY | 0.0% | 0% | 0% | 53 | | -0.0 |
| EUR/\$ | -0.1% | -1% | -2% | 37 | | -0.6 |

Website

www.MarketDeskResearch.com

Sales Team

+1 (646) 787-0394

Sales@MarketDeskResearch.com

Client Support

+1 (646) 787-0394

Support@MarketDeskResearch.com

Firm Brochure

[Download Overview](#) →

Important Notices & Disclaimer

MarketDesk is wholly-owned by MarketDesk Research, LLC ("MarketDesk Research" or "MDR"). The information and opinions expressed herein are solely those of MDR, are provided for informational purposes only and are not intended as recommendations to buy or sell a security, nor as an offer to buy or sell a security. Recipients of the information provided herein should consult with a financial advisor before purchasing or selling a security. MDR is not an investment advisor and is not registered with the U.S. Securities and Exchange Commission or the Financial Industry Regulatory Authority, and, further, the owners, employees, agents or representatives of MDR are not acting as investment advisors and might not be registered with the U.S. Securities and Exchange Commission. The information and opinions provided herein are provided as general market commentary only, and do not consider the specific investment objectives, financial situation or particular needs of any one client. The information in this report is not intended to be used as the primary basis of investment decisions, and because of individual client objectives, should not be construed as advice designed to meet the particular investment needs of any investor. The comments may not be relied upon as recommendations, investment advice or an indication of trading intent. MDR is not soliciting any action based on this document. Investors should consult with their own financial adviser before making any investment decisions. There is no guarantee that any future event discussed herein will come to pass. The data used in this publication may have been obtained from a variety of sources including U.S. Federal Reserve, FactSet, Bloomberg, Bank of America Merrill Lynch, iShares, Vanguard and State Street, which we believe to be reliable, but MDR cannot be held responsible for the accuracy of data used herein. Any use of graphs, text or other material from this report by the recipient must acknowledge MarketDesk Research as the source. Past performance does not guarantee or indicate future results. Investing involves risk, including the possible loss of principal and fluctuation of value. MDR disclaims responsibility for updating information. In addition, MDR disclaims responsibility for third-party content, including information accessed through hyperlinks.

MDR is not a registered investment adviser. No mention of a particular security, index, derivative or other instrument in the report constitutes a recommendation to buy, sell, or hold that or any other security, nor does it constitute an opinion on the suitability of any security, index, or derivative. The report is strictly an information publication and has been prepared without regard to the particular investments and circumstances of the recipient. **SUBSCRIBERS SHOULD VERIFY ALL CLAIMS AND COMPLETE THEIR OWN RESEARCH AND CONSULT A REGISTERED FINANCIAL PROFESSIONAL BEFORE INVESTING IN ANY INVESTMENTS MENTIONED IN THE PUBLICATION. INVESTING IN SECURITIES AND DERIVATIVES IS SPECULATIVE AND CARRIES A HIGH DEGREE OF RISK, AND SUBSCRIBERS MAY LOSE MONEY TRADING AND INVESTING IN SUCH INVESTMENTS.**

Principals of MDR may or may not hold or be short any of the securities, options, or futures discussed in the report, or any other securities, at any time.

Please refer to www.MarketDeskResearch.com/terms for the complete list of terms and disclaimers.

© 2021 MarketDesk Research LLC. All Rights Reserved.